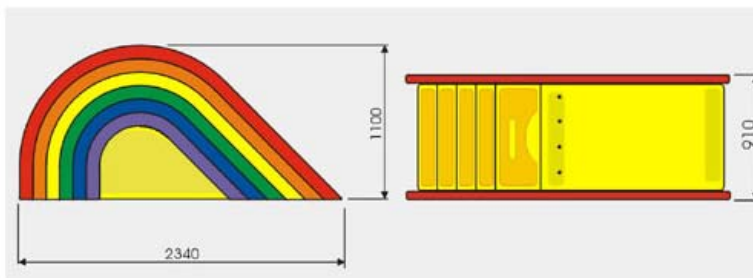


## Rainbow slide



## Turtle with handpump



The turtle has a built in hand pump. By moving the handle the turtle spouts water from its eyes.

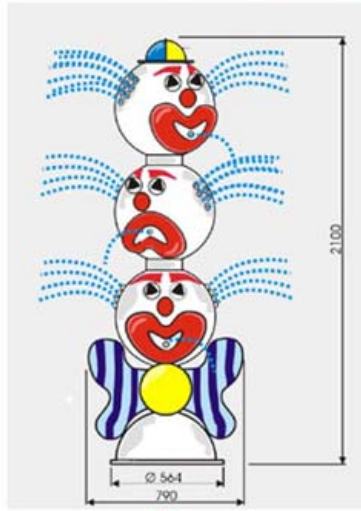
When the turtle is mounted in the pool the water spouts up. When the turtle is mounted next to the pool it is also possible to let it spout to the front out of its mouth.

The standard colours are: Shell-red and blue, head and feet-yellow, island-green.

The turtle can be placed in a pool with a max. water depth of 35 cm. Otherwise an extra isle is needed.

When the turtle is placed next to a pool or pool surrounding a water supply of 32 mm is needed for the hand pump to suck water from the pool.

## Clownstotem three-headed



A "Spout" like the Clown solo but with 4 heads one on top with the other. A model with 3 heads is also available. (Art.no. 8935).

Standard colours: clowns head white with red mouth and eyebrows, hat blue with yellow, bow purple/blue.

The clowns totem can be placed in a pool with a water depth up to 30 cm.

## Mushroom Ø 160 cm



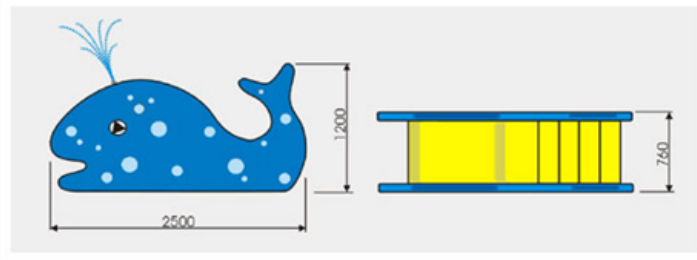
Out of a hole on top of the mushroom the water runs over the hat creating water "curtain".

The height of the mushroom can be fixed according to your wishes.

Standard colours: hat-red with white dots, stalk-white, foot-blue.

The PVC stalk is also available in stainless steel. (Option)

## Whale slide

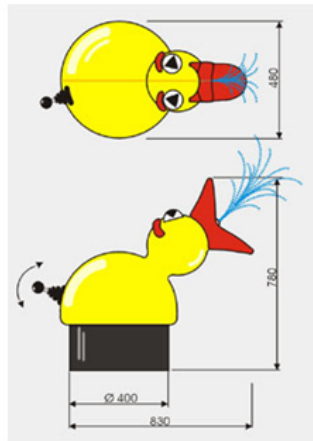


The whale slide can be placed in a pool as well as over a pool's edge.  
In case of deviations several adaptations (in consultation) can be made.

The stair steps have a non-skid finish.

If there is a water supply the whale can spout water from its head.

## Duck with handpump



The duck has a built in hand pump. By moving the handle up and down the duck spouts water from its bill.

The standard colours are: body-yellow, bill-red, eyebrows-red, flange-black

The duck can be placed in a pool with a water depth of 25 cm. In case of larger water depth the duck must be mounted on a socle. (Product no. 9907)

When the duck is not placed in the pool but next to a pool or pool surrounding a water supply of 32 mm is needed for the hand pump to suck water from the pool.


## Elephant slide



Standard colours: sides-blue, staircase-yellow, slide-yellow, ears-red and yellow.

If it is desirable the slide can be made water spouting. In that case you need a water supply of  $\varnothing$  32 mm (PVC DN 25).

## Ladybird with handpump



The ladybird has a built in hand pump. By moving the handle up and down the ladybird spouts water from its head.

The standard colours are: shield-red and black, head-yellow, socle-blue.

The ladybird can be placed in a pool with a water depth up to about 35 cm.

When the ladybird will not be placed in the water but for instance on a pool's edge or pool surrounding a water supply of Ø 32 mm is needed.

## Ball "Ricardo" Ø 80 cm



The ball Ricardo is provided with 3 nozzles. It is possible to mount the ball on a cube with hand pump. (Art.no. 9603b)

Standard colours: ball-yellow/blue/red/green, flange-black.

Usually the ball will be placed on the pool's edge or a height. If the ball is placed in a pool, you need a socle from a water depth of 25 cm.